


## MGS-EU 2500F1-C

# MITSUBISHI GENERATOR SET

EU MADE (France)

Quality, reliability, performance, and partnership  
- Mitsubishi Heavy Industries Group.



### RATING

Generating set model	MGS-EU 2500F1-C
Generator voltage	400 V or HV up to 20kV
Frequency	50 Hz
Generator output PRP	1680 kWe 2100 KVA
Power factor - min	0.8
Duty	Prime Power
Rating	PRP – Prime Power
Average load factor for 24h	80% or lower >90% for max 3h/24h
Overload	110% for 1h/12h
Installation location	Indoor

### DESIGN CONDITIONS

Ambient temp - avg/max	25/40°C
Ambient temp – min	0°C
Altitude (maxi)	1000 m a.s.l
Relative humidity (maxi)	85%
Fuel oil LHV	42700kJ/kg
Fuel oil	Diesel
Fuel oil gravity at 15°C	0.83 to 0.87
Fuel oil sulfur content max	0.2% by weight
Fuel oil viscosity min(60°C)/max(50°C)	2.0/8.0 cSt
Fuel oil cetane number – min	45
Lube oil capacity - max	230 liters
Emissions	Regulated (F1)
NOx at std-by power & 02 5%	2000 mg/Nm <sup>3</sup>

### ALTERNATOR DATA

Enclosed, self ventilated, self-regulated, brushless	
Bearing configuration	Single
Insulation class	H
Temperature rise class	H
Cooling method	Air IC01
Protection	IP23
Excitation system	Digital
PT100 for bearing and stator winding	
AVR for single and parallel operation	
Space heater	
Set of CT's for measure or protection	

### ENGINE DATA

Engine model	S16R F1 PTAW2
Engine speed	1500 Rpm
Engine brake output	1739 kWm
Cylinder configuration	16 V
Total displacement	65.37 liters
Bore x Stroke	170 x 180 mm
Compression ratio	14.0:1
Turbocharged	4 cycles
Governor	Electric
Cooling method (engine driven pump)	Water (loose radiator)
Starting method	Electrical 24 V DC

### CE COMPLIANCE

2006/42/EC : machinery

### LANGUAGE – UNITS

Drawings, documents, nameplates in English

SI metric system

### PERFORMANCES @ PRIME (LV : 400V )

Generator output	1680 kWe
Specific consumption – ISO3046/1 : 0/+5%	211 g/kWh
Fuel oil consumption @ 100%	422 L / h
Fuel oil consumption @ 75%	312 L / h
Exhaust gas temperature	480° C
Exhaust gas flow rate	424 m3/min
Air intake flow rate	160 m3/min
Noise level@ 1m (open skid)	110.5 dB (A)

### HEAT BALANCE

Heat rejection (HT / LT)	608 / 515 kW
Heat rejection (exhaust)	1639 kW
Thermal radiation (engine block)	140 kW
Thermal radiation (generator)	59 kW
Coolant temperature at HT outlet - max	98°C
Coolant temperature at LT inlet - max	45°C
Flow rate of coolant radiator circuit – JW / IC	99 / 45 m3/h
Coolant capacity (engine only) – HT / LT	140 / 30 liters

### TOLERANCES AND CONDITIONS

Efficiency data for average conditions (avg) – derating above 1000 m asl or 40°C intake air temperature

Fuel input: 0/+5% (ISO3046/1). Submitted to fuel oil specification confirmation

Heat rejection data: +/- 12%. Add 17% margin for remote dry air cooler design

Exhaust gas flow / temperature: +/- 6% - +/- 8%

Pictures are not contractual and may include optional accessories

These data are not contractual. They can be modified by MTEE without prior notice

### STANDARDS

I.S.O. : International Standard Organization

C.E.N. : European Standard Committee

I.E.C. : International Electric Commission

J.I.S : Japanese Industrial Standards (for engine)

J.E.C. : Japan. Electrotechnical committee (engine)

J.E.M: Japan Elec. Manufacturers Association (Eng.)

Manufacturers standards

### GENERATOR SET EMBEDDED CONTROL PANEL

Manual start and stop by push buttons on the (CGC) Compact Genset Controller (DEIF made)

Automatic start and stop sequence (AMF)

Automatic engine and alternator protection

Automatic control of engine auxiliaries and power supply:

- Jacket water heater (if applicable)
- Alternator space heater
- Loose radiator

Lube oil priming pump (if applicable)

24 V DC energy block to supply control system and panel equipment

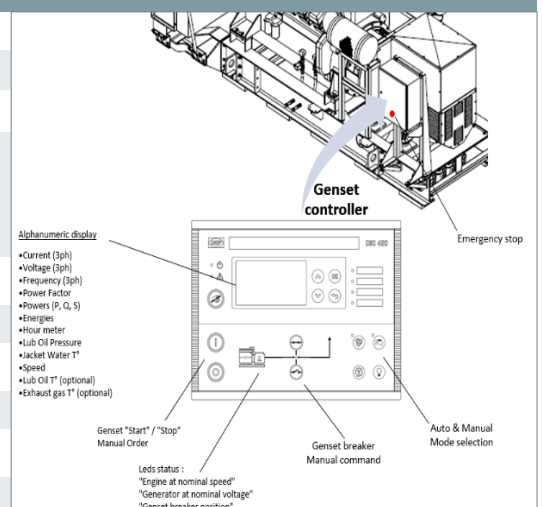
24 V DC charger to supply engine starting batteries

Display and monitoring of operating data, alarms and history logs

Optional functions for parallel operation with other genset or grid

Optional functions for power management, peak shaving, etc...

Modbus RS485 - Optional ethernet TCP/IP com port for internet remote access



### GENERATOR SET EMBEDDED CIRCUIT BREAKER PANEL (OPTION FOR CE MARKING)

Air circuit breaker (ACB)

Motorized – 3 poles – 3200 amp – 400 VAC (4 poles on request)

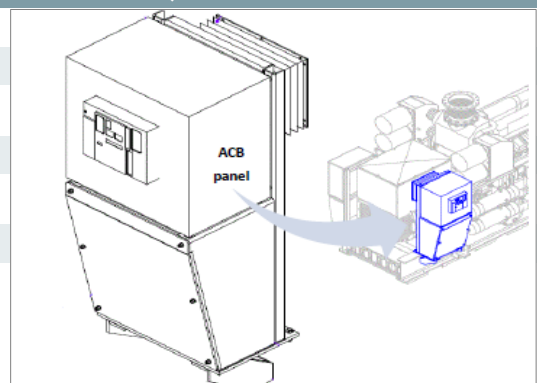
Electric protection relay

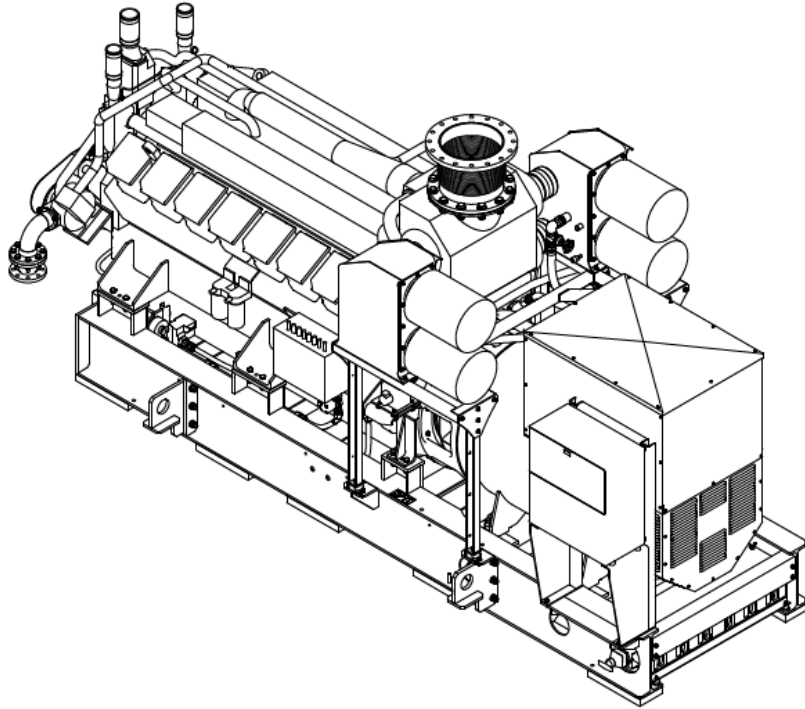
Command coil 24 V DC

Auxiliary contacts

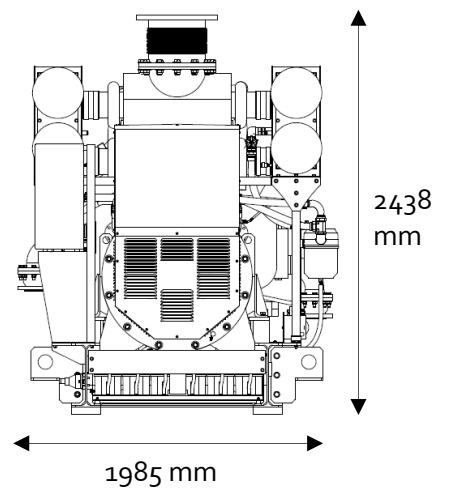
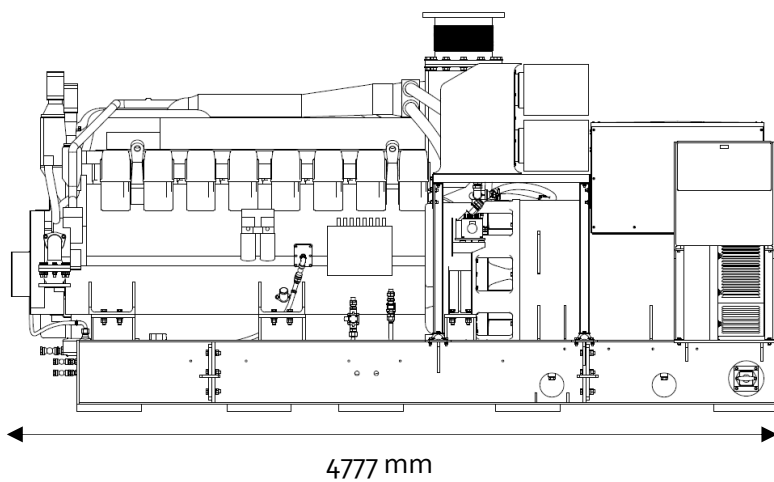
Key lock, On/Off button lock, Safety labels

Downstream side protected by cover case for easy cable connection with no free access to live parts





Dry Weight = 12350 Kg



## SCOPE OF SUPPLY

● Standard item

○ Option

- Not included or not applicable

	Open skid set		Containerized set	
	LV	HV	LV	HV
Steel base frame with engine-alternator	●	●	●	●
Elastic suspensions of the generating set	●	●	●	●
Starting batteries and cables	●	●	●	●
High voltage (HV) alternator 3 to 11 kV with 100V VTs	-	○	-	○
Jacket water heating	○	○	○	○
Alternator space heater	●	●	●	●
Pump for lube oil priming, filling and draining	○	○	○	○
Oil mist separator	○	○	○	○
Dry air filter, high efficiency on turbocharger	●	●	●	●
Engine driven jacket water pump (mounted on engine)	●	●	●	●
Engine driven Intercooler pump (mounted on engine)	●	●	●	●
Remote external dry air cooler	○	○	○	○
Thermostatic valve for jacket water (with by-pass, mounted on engine)	●	●	●	●
Thermostatic valve for Inter cooler (with by-pass, mounted on engine)	●	●	●	●
Embedded Genset Control Panel, including auxiliaries power supply	●	●	●	●
Remote control panel, including auxiliaries power supply, with Harness Assy	○	○	○	○
Embedded Generating set protection Circuit Breaker Panel (LV)	○	○	●	●
Remote Generating set protection Circuit Breaker Panel (LV, HV)	○	○	●	●
Generating set factory tests (standard program)	●	●	●	●
Generating set finishing color: Blue RAL 5010	●	●	●	●
Exhaust silencer 30 to 50 dB(A) attenuation (loose supply for open skid)	○	○	●	●
Exhaust bellow on turbocharger outlet	●	●	●	●
Automatic lube oil level regulator on engine sump	○	○	●	●
Lube oil service tank 200 liter capacity (loose supply for open skid)	○	○	●	●
Fuel oil daily tank 500 liter capacity, up to 6000 liter (loose supply for open skid)	○	○	●	●
Set of fuel oil flexible for engine	●	●	●	●
Engine standard tools for routine maintenance	○	○	○	○
Step up transformer LV / HV 15 to 20 kV	-	○	-	○
LV connection busbar from alternator to transformer	-	○	-	○
Sound proofed generating set container	-	-	●	●
Elbow pipe between the engine and the silencer	-	-	●	●
Water pipes from engine to remote dry air cooler	-	-	○	○
Lube oil pipes from service tank to engine lube oil level regulator	-	-	●	●
LV cables from alternator to protection circuit breaker	-	-	●	-
HV cables from transformer to protection circuit breaker	-	-	-	●
Fuel oil mass flow meter fitted on genset baseframe	○	○	○	○
Heavy duty oil bath air filter for dust/sand ambient condition	○	○	○	○
Scada system, connected to genset control panel (remote desktop PC)	○	○	○	○
Fuel oil centrifugal unit (separator) for water and sludge removal	○	○	○	○
Oversized dry air cooler for high ambient temp	○	○	○	○
On site assistance for supervisory, commissioning and training	○	○	○	○
Alternator according to specific country grid code	○	○	○	○

## CONTACTS DETAILS

MITSUBISHI TURBOCHARGER AND ENGINE EUROPE B.V.

70 rue Jean Jaurès

59 770 MARLY

France

Phone: + 33 3 27 32 48 48 Fax: + 33 3 27 32 48 49

e-mail : mteef@mtee.eu

### More information

Contact your local dealer for more information regarding Mitsubishi Generator Sets and optional equipment or, visit [engine-genset.mhi.com](http://engine-genset.mhi.com)

MOVE THE WORLD FORWARD  **MITSUBISHI  
HEAVY  
INDUSTRIES  
GROUP**